



CTLA4 / CD80 BINDING KITS

PROTOCOL

Part # 64CTLA80PEG & 64CTLA80PEH

Test size: 500 tests (64CTLA80PEG), 10,000 tests (64CTLA80PEH) - assay volume: 20 μ L

Revision: 01 - July 2020

Store at: $\leq -60^{\circ}\text{C}$

This product is intended for research purposes only. The product is not intended to be used for therapeutic or diagnostic purposes.

ASSAY PRINCIPLE

The HTRF CTLA4 / CD80 Binding Assay is designed to measure the interaction between CD80 and CTLA4. Utilizing HTRF (Homogeneous Time-resolved Fluorescence) technology, the assay enables simple and rapid characterization of compound and antibody blockers in a high throughput format.

As shown in Figure 1, the interaction between CD80 and CTLA4 is detected by using anti-Tag1 labeled with Europium (HTRF donor) and anti-Tag2 labeled with d2 (HTRF acceptor). When the donor and acceptor antibodies are brought into close proximity due to CD80 and CTLA4 binding, excitation of the donor antibody triggers fluorescence resonance energy transfer (FRET) towards the acceptor antibody, which in turn emits specifically at 665 nm. This specific signal is directly proportional to the extent of CTLA4 / CD80 interaction. Thus, compound or antibody blocking CTLA4 / CD80 interaction will cause a reduction in HTRF signal.

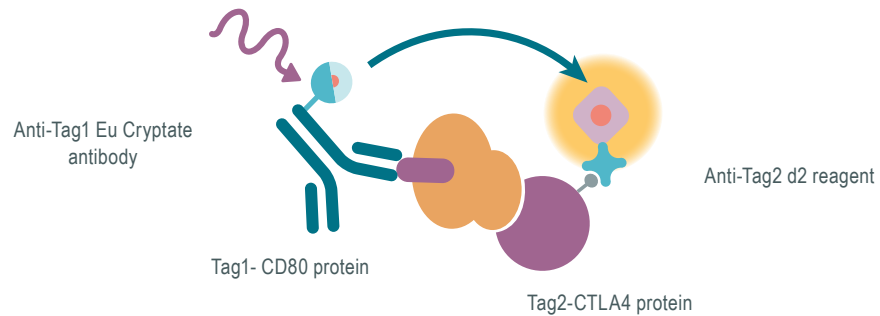
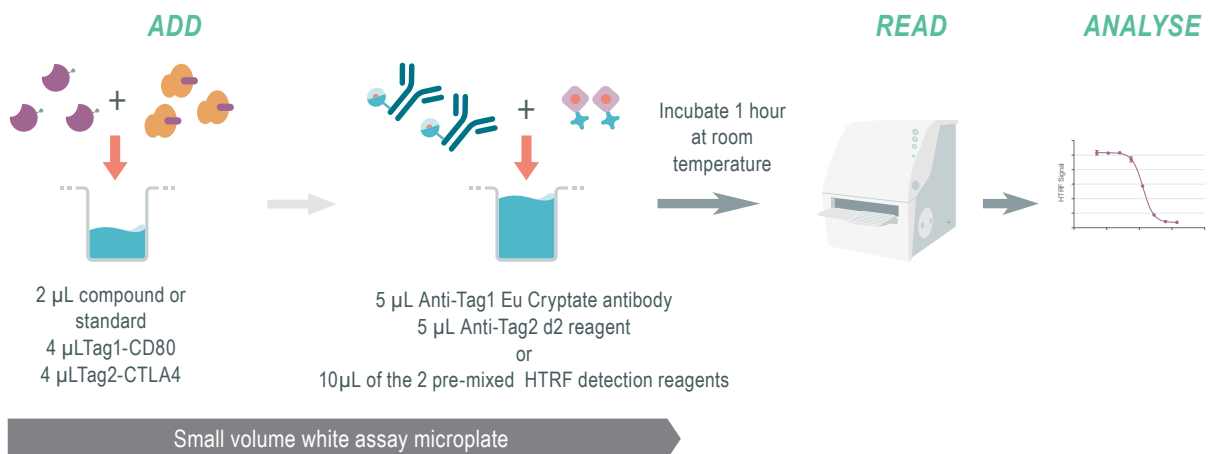


Figure 1: Principle of the HTRF CTLA4 / CD80 assay.

PROTOCOL AT A GLANCE



MATERIALS:

KIT COMPONENTS	500 TESTS CAT # 64CTLA80PEG	10,000 TESTS CAT # 64CTLA80PEH
Tag1-CD80 Frozen	1 vial - 50 μ L 40X	1 vial - 1 mL 40X
Tag2-CTLA4 Frozen	1 vial - 50 μ L 40X	1 vial - 1 mL 40X
CTLA4 / CD80 standard Frozen	1 vial - 50 μ L 2.5 μ M	1 vial - 50 μ L 2.5 μ M
Anti-Tag1 Eu Cryptate antibody Frozen	1 vial - 50 μ L 50X	1 vial - 1 mL 50X
Anti-Tag2 d2 reagent Frozen	1 vial - 50 μ L 50X	1 vial - 1 mL 50X
PPI Europium Detection Buffer Frozen	1 vial - 20 mL	1 vial - 220 mL

For reading, an HTRF®-Certified Reader is needed. Make sure to use the set-up for Eu Cryptate. For a list of HTRF-compatible readers and setup recommendations, please visit our website at: www.cisbio.com/readers

For HTRF microplate recommendations, please visit www.cisbio.com/microplate-recommendations

STORAGE AND STABILITY



Store the kit at $\leq -60^{\circ}\text{C}$. Under appropriate storage conditions, reagents are stable until the expiry date indicated on the label.



Reagents

Once reconstituted, tagged CD80 & CTLA4 stock solution may be frozen, and can be thawed only once. Once thawed (or reconstituted), anti-Tag solutions can be frozen once.

To avoid freeze/thaw cycles, it is recommended to dispense remaining stock solutions into disposable plastic vials for storage at $\leq -60^{\circ}\text{C}$.

Thawed PPI Europium Detection Buffer can be stored at $2-8^{\circ}\text{C}$ on your premises.













REAGENT PREPARATION

BEFORE YOU BEGIN:

- It is very important to prepare reagents in the specified PPI Europium detection buffer. The use of an incorrect buffer may affect reagent stability and assay results.
- Thaw the frozen reagents at room temperature.
- Before use, allow all reagents to warm up to room temperature then homogenize buffer. It is recommended to filter buffer before use.
- The tagged protein solutions must be prepared in individual vials - DO NOT premix tagged solutions prior to dispensing.
- The anti-Tag solutions must be prepared in individual vials and can be premixed prior to dispensing.
- Compounds may be prepared in PPI Europium detection buffer. We recommend keeping DMSO below 1% during the assay (20 μ L final volume).

TO PREPARE STOCK SOLUTIONS:

Take care to prepare stock and working solutions according to the directions for the kit size you have purchased.

500 TESTS		10,000 TESTS	
Tag1-CD80			
Thaw the Tag1-CD80. Mix gently. This 40X stock solution can be frozen and stored at $\leq -60^{\circ}\text{C}$.			Thaw the the Tag1-CD80. Mix gently This 40X stock solution can be frozen and stored at $\leq -60^{\circ}\text{C}$.
Tag2-CTLA4			
Thaw the Tag2-CTLA4. Mix gently. This 40X stock solution can be frozen and stored at $\leq -60^{\circ}\text{C}$.			Thaw the Tag2-CTLA4. Mix gently. This 40X stock solution can be frozen and stored at $\leq -60^{\circ}\text{C}$.
CTLA4 / CD80 Standard			
Thaw the CTLA4 / CD80 standard. Mix gently. This standard stock solution can be frozen and stored at $\leq -60^{\circ}\text{C}$.			Thaw the CTLA4 / CD80 standard. Mix gently. This standard stock solution can be frozen and stored at $\leq -60^{\circ}\text{C}$.
Anti-Tag1 Eu Cryptate antibody			
Thaw the Anti-Tag1 Eu Cryptate antibody. Mix gently. This 50X Eu stock solution can be frozen and stored at $\leq -60^{\circ}\text{C}$.			Thaw the Anti-Tag1 Eu Cryptate antibody. Mix gently. This 50X Eu stock solution can be frozen and stored at $\leq -60^{\circ}\text{C}$.
Anti-Tag2 d2 reagent			
Thaw the Anti-Tag2 d2 reagent. Mix gently. This 50X d2 stock solution can be frozen and stored at $\leq -60^{\circ}\text{C}$.			Thaw the Anti-Tag2 d2 reagent. Mix gently. This 50X d2 stock solution can be frozen and stored at $\leq -60^{\circ}\text{C}$.
PPI Europium Detection Buffer			
Thaw the PPI Europium Detection Buffer The thawed buffer can be stored at $2-8^{\circ}\text{C}$ on your premises.			Thaw the PPI Europium Detection Buffer The thawed buffer can be stored at $2-8^{\circ}\text{C}$ on your premises.

TO PREPARE TAG1-CD80 AND TAG2-CTLA4 WORKING SOLUTIONS:

Each well requires 4 μL of each Tag-protein.

500 TESTS		10,000 TESTS	
Tag1-CD80			
Dilute 40-fold the stock solution (thawed reagent) of Tag1-CD80 with PPI Europium Detection Buffer : e.g. 50 μL of reconstituted Tag1-CD80 stock solution + 1950 μL of PPI Europium Detection Buffer .			Dilute 40-fold the stock solution (reconstituted reagent) of Tag1-CD80 with PPI Europium Detection Buffer : e.g. 1 mL of reconstituted Tag1-CD80 stock solution + 39 mL of PPI Europium Detection Buffer .
Tag2-CTLA4			
Dilute 40-fold the stock solution (reconstituted reagent) of Tag2-CTLA4 with PPI Europium Detection Buffer : e.g. 50 μL of reconstituted Tag2-CTLA4 stock solution + 1950 μL of PPI Europium Detection Buffer .			Dilute 40-fold the stock solution (reconstituted reagent) of Tag2-CTLA4 with PPI Europium Detection Buffer : e.g. 1 mL of reconstituted Tag2-CTLA4 stock solution + 39 mL of PPI Europium Detection Buffer .

TO PREPARE ANTI-TAG1 EU CRYPTATE ANTIBODY AND ANTI-TAG2 D2 REAGENT WORKING SOLUTIONS:

Each well requires 5 μL of each anti-Tag donor & acceptor reagents.

500 TESTS		10,000 TESTS	
Anti-Tag1 Eu Cryptate antibody			
Dilute 50-fold the 50X stock solution (thawed reagent) of Anti-Tag1 Eu Cryptate antibody with PPI Europium Detection Buffer : e.g. 50 μL of reconstituted Anti-Tag1 Eu Cryptate antibody stock solution + 2450 μL of PPI Europium Detection Buffer .			Dilute 50-fold the 50X stock solution (thawed reagent) of Anti-Tag1 Eu Cryptate antibody with PPI Europium Detection Buffer : e.g. 1 mL of reconstituted Anti-Tag1 Eu Cryptate antibody stock solution + 49 mL of PPI Europium Detection Buffer .
Anti-Tag2 d2 reagent			
Dilute 50-fold the 50X stock solution (thawed reagent) of Anti-Tag2 d2 reagent with PPI Europium Detection Buffer : e.g. 50 μL of reconstituted Anti-Tag2 d2 reagent stock solution + 2450 μL of PPI Europium Detection Buffer .			Dilute 50-fold the 50X stock solution (thawed reagent) of Anti-Tag2 d2 reagent with PPI Europium Detection Buffer : e.g. 1 mL of reconstituted Anti-Tag2 d2 reagent stock solution + 49 mL of PPI Europium Detection Buffer .
anti-Tag HTRF detection solutions (pre-mixed)			
Pre-mix the two ready-to-use anti-Tag HTRF detection solutions just prior to dispensing the reagents: e.g. 2.5 mL of Anti-Tag1 Eu Cryptate antibody + 2.5 mL of Anti-Tag2 d2 reagent			Pre-mix the two ready-to-use anti-Tag HTRF detection solutions just prior to dispensing the reagents: e.g. 20 mL of Anti-Tag1 Eu Cryptate antibody + 20 mL of Anti-Tag2 d2 reagent

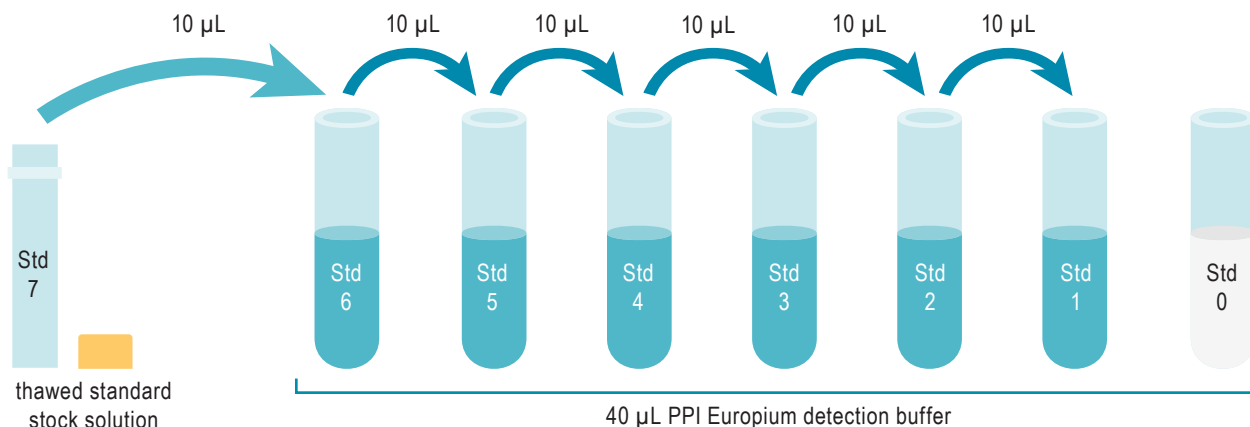
TO PREPARE WORKING CTLA4 / CD80 STANDARD SOLUTIONS:

- Each well requires 2 μL of standard.
- In order to counteract any standard sticking, we recommend changing tips between each dilution.

A recommended standard dilution procedure is listed and illustrated below:





- Thaw the CTLA4 / CD80 standard stock solution, this yields the high standard (Std 7: 2.5 μM (2 500 000 pM)).
- Use the high standard (Std 7) to prepare the standard curve using 5-fold serial dilutions as follows:
 - Dispense 40 μL of PPI Europium detection buffer into each vial from Std 6 to Std 0
 - Add 10 μL of standard to 40 μL of PPI Europium detection buffer, mix gently and repeat the serial dilution to make standard solutions: std6, std5, std4, std3, std2, std1

This will create 7 standards for the analyte. Std 0 is PPI Europium detection buffer alone.



STANDARD	SERIAL DILUTIONS	WORKING SOLUTIONS	FINAL CONCENTRATIONS
Standard 7 Standard Stock solution	Thaw the CTLA4 / CD80 standard stock solution	2 500 000 pM	250 000 pM
Standard 6	10 μL Standard 7 + 40 μL PPI Europium detection buffer	500 000 pM	50 000 pM
Standard 5	10 μL Standard 6 + 40 μL PPI Europium detection buffer	100 000 pM	10 000 pM
Standard 4	10 μL Standard 5 + 40 μL PPI Europium detection buffer	20 000 pM	2 000 pM
Standard 3	10 μL Standard 4 + 40 μL PPI Europium detection buffer	4 000 pM	400 pM
Standard 2	10 μL Standard 3 + 40 μL PPI Europium detection buffer	800 pM	80 pM
Standard 1	10 μL Standard 2 + 40 μL PPI Europium detection buffer	160 pM	16 pM
Standard 0	40 μL PPI Europium detection buffer	0 pM	0 pM

ASSAY PROTOCOL

		Standard	Samples
Step 1		Dispense into each standard well 2 μ L of standard 4 μ L of Tag1-CD80 4 μ L of Tag2-CTLA4.	Dispense into each sample well 2 μ L of compound/antibody or buffer 4 μ L of Tag1-CD80 4 μ L of Tag2-CTLA4.
Step 2		Dispense into all standard & sample wells 10 μ L of pre-mixed Anti-Tag1 Eu Cryptate antibody and Anti-Tag2 d2 reagent	
Step 3		Seal the plate and incubate for 1 hour.at room temperature	
Step 4		Remove the plate sealer and read on an HTRF® compatible reader.	

STANDARD PROTOCOL FOR INHIBITORY ASSAY IN 20 μ L FINAL VOLUME

	Standard	Inhibitor	Tag1-CD80	Tag2-CTLA4	Anti-Tag1 Eu Cryptate antibody	Anti-Tag2 d2 reagent	PPI Europium detection buffer
Standard	2 μ L	-	4 μ L	4 μ L	5 μ L	5 μ L	-
Sample	-	2 μ L	4 μ L	4 μ L	5 μ L	5 μ L	-
Positive control	-	-	4 μ L	4 μ L	5 μ L	5 μ L	2 μ L
Negative control	-	-	4 μ L	-	5 μ L	5 μ L	6 μ L
Buffer control	-	-	-	-	-	-	20 μ L

EXAMPLE OF PLATE MAP

	1	2	3	4	5	6
A	Buffer control: 20 µL PPI Europium detection buffer	Repeat Well A1	Repeat Well A1	Compound...: 2 µL compound... 4 µL Tag1-CD80 4 µL Tag2-CTLA4 10 µL pre-mix anti-Tag reagents	Repeat Well A4	Repeat Well A4
B	Negative control: 6 µL PPI Europium detection buffer 4 µL Tag1-CD80 10 µL pre-mix anti-Tag reagents	Repeat Well B1	Repeat Well B1	Compound...: 2 µL compound... 4 µL Tag1-CD80 4 µL Tag2-CTLA4 10 µL pre-mix anti-Tag reagents	Repeat Well B4	Repeat Well B4
C	Positive control: 2 µL PPI Europium detection buffer 4 µL Tag1-CD80 4 µL Tag2-CTLA4 10 µL pre-mix anti-Tag reagents	Repeat Well C1	Repeat Well C1	Compound...: 2 µL compound... 4 µL Tag1-CD80 4 µL Tag2-CTLA4 10 µL pre-mix anti-Tag reagents	Repeat Well C4	Repeat Well C4
D	Std 0: 2 µL Standard 0 4 µL Tag1-CD80 4 µL Tag2-CTLA4 10 µL pre-mix anti-Tag reagents	Repeat Well D1	Repeat Well D1	Compound...: 2 µL compound... 4 µL Tag1-CD80 4 µL Tag2-CTLA4 10 µL pre-mix anti-Tag reagents	Repeat Well D4	Repeat Well D4
E	Std 1: 2 µL Standard 1 4 µL Tag1-CD80 4 µL Tag2-CTLA4 10 µL pre-mix anti-Tag reagents	Repeat Well E1	Repeat Well E1	Compound...: 2 µL compound... 4 µL Tag1-CD80 4 µL Tag2-CTLA4 10 µL pre-mix anti-Tag reagents	Repeat Well E4	Repeat Well E4
F	Std 2: 2 µL Standard 2 4 µL Tag1-CD80 4 µL Tag2-CTLA4 10 µL pre-mix anti-Tag reagents	Repeat Well F1	Repeat Well F1	Compound...: 2 µL compound... 4 µL Tag1-CD80 4 µL Tag2-CTLA4 10 µL pre-mix anti-Tag reagents	Repeat Well F4	Repeat Well F4
G	Std 3: 2 µL Standard 3 4 µL Tag1-CD80 4 µL Tag2-CTLA4 10 µL pre-mix anti-Tag reagents	Repeat Well G1	Repeat Well G1	Compound...: 2 µL compound... 4 µL Tag1-CD80 4 µL Tag2-CTLA4 10 µL pre-mix anti-Tag reagents	Repeat Well G4	Repeat Well G4
H	Std 4: 2 µL Standard 4 4 µL Tag1-CD80 4 µL Tag2-CTLA4 10 µL pre-mix anti-Tag reagents	Repeat Well H1	Repeat Well H1			
I	Std 5: 2 µL Standard 5 4 µL Tag1-CD80 4 µL Tag2-CTLA4 10 µL pre-mix anti-Tag reagents	Repeat Well I1	Repeat Well I1			
J	Std 6: 2 µL Standard 6 4 µL Tag1-CD80 4 µL Tag2-CTLA4 10 µL pre-mix anti-Tag reagents	Repeat Well J1	Repeat Well J1			
K	Std 7: 2 µL Standard 7 4 µL Tag1-CD80 4 µL Tag2-CTLA4 10 µL pre-mix anti-Tag reagents	Repeat Well K1	Repeat Well K1			

DATA REDUCTION & INTERPRETATION

1. Calculate the ratio of the acceptor and donor emission signals for each individual well.

$$\text{Ratio} = \frac{\text{Signal 665 nm}}{\text{Signal 620 nm}} \times 10^4$$

2. Calculate the % CVs. The mean and standard deviation can then be worked out from ratio replicates.

$$\text{CV (\%)} = \frac{\text{Standard deviation}}{\text{Mean Ratio}} \times 100$$

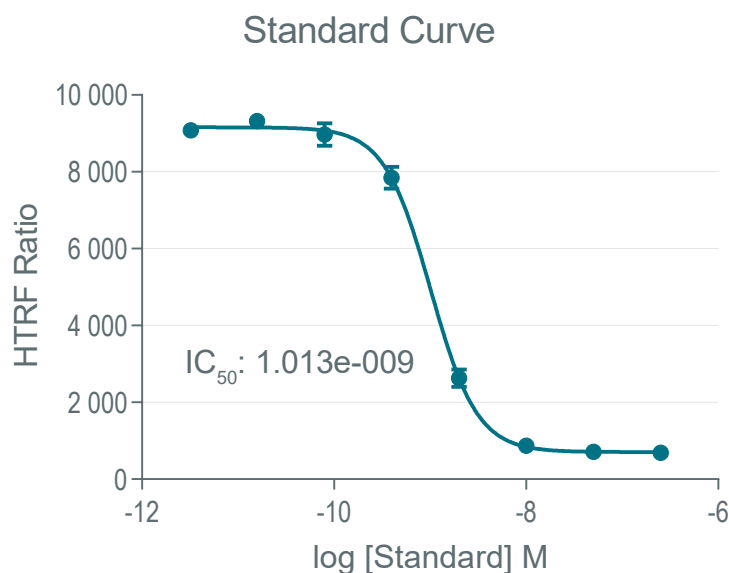
For more information about data reduction, please visit www.cisbio.com/data-reduction

RESULTS

The data shown below must not be substituted for the data obtained in the laboratory, and should be considered only as an example.

Readouts on an HTRF compatible reader with a flash lamp.

Note that results may vary from one HTRF® compatible reader to another.



This product contains material of biologic origin. Use for research purposes only. Do not use in humans or for diagnostic purposes. The purchaser assumes all risk and responsibility concerning reception, handling and storage.

Copyright 2020 Cisbio, France. All rights reserved. HTRF®, Tag-lite®, and EPIgeneous™ are trademarks or registered trademarks of Cisbio. All other trademarks are the property of their respective owners.

FOR MORE INFORMATION

Europe and other countries +33(0)466-796-705 U.S. and Canada 1-888-963-4567 China +86-21-5018-9880
Japan +81-(0)43-306-8712 Visit www.cisbio.com to find a list of our regional distributors



cisbio